



**MCP SCHOOL**  
**SEC 1, MALVIYA NAGAR, JAIPUR**

**SUMMER HOLIDAY HOME WORK (2025-26)**  
**Class - 1**

Dear Children!

The summer break is the best and the most fruitful time for learning and for nurturing creativity.

Let's make this summer holiday interesting with some fun activities! Channelize your creativity and bring your inner talents to the fore! We cannot wait to meet you again. Till then stay safe and sound!

Here are some important points to keep in mind during your summer vacations:

- Complete all the activities during the vacation.
- Original drawings/illustrations and creative use of recycled and reused materials will be appreciated.
- Help your parents, grandparents and younger siblings with their chores.
- Play indoor games like carom, ludo, chess etc.
- Watch animated movies and other educative programs on television under the supervision of your parents.
- Parents are requested to guide the children to complete the task on their own.

**Enjoy your summer holidays safely!**



ENGLISH

The illustration shows a winter scene. On the left is a snowman wearing a black top hat, a red and yellow striped scarf, and having stick arms. Next to it is a blue basket filled with red apples and yellow lemons. A girl with long black hair, wearing a blue striped shirt and a pink skirt, is walking. On the right is a smiling sun with a face, and a crow is flying in the sky. In the foreground, there is a large red tomato with a face and a log. In the center is a crossword puzzle grid.

The crossword puzzle grid has the following letters filled in:

- Across 5: O, A, N, E
- Across 7: G, E, N, K
- Down 1: W
- Down 2: B
- Down 3: (empty)
- Down 4: (empty)
- Down 6: L, U

The numbers indicating the start of words are:

- 1 (Down)
- 2 (Down)
- 3 (Down)
- 4 (Down)
- 5 (Across)
- 6 (Down)
- 7 (Across)
- 8 (Across)

**ACROSS**



- 5 a colour, also the name of a fruit
- 7 the colour of grass
- 8 the colour of the sky


**DOWN**



- 1 the colour of snow
- 2 the colour of wood
- 3 the colour of a crow
- 4 the colour of a sunflower
- 6 the colour of a tomato

## Guess Our Names

Let us learn to clean a bicycle. Fill in the blanks. Take words from the box.

Take a small  \_\_\_\_\_ of water and a  \_\_\_\_\_

wet the duster. Use it to clean the  \_\_\_\_\_

the  \_\_\_\_\_ and the  \_\_\_\_\_ .

wheels  
bucket  
handle  
seat  
duster

Write the group names for these words.


- |            |             |         |                  |
|------------|-------------|---------|------------------|
| 1. bed     | sofa        | chair   | <i>furniture</i> |
| 2. cabbage | cauliflower | carrot  | _____            |
| 3. lotus   | dahlia      | tulip   | _____            |
| 4. Duck    | deer        | dolphin | _____            |
| 5. pear    | peach       | plum    | _____            |

Look at the pictures. Circle the correct spellings.

- |  |  |
|--|--|
| 1.  sun / son   | 2.  year / ear |
| 3.  pair / pear | 4.  won / one |

## A or An

**A.** Would you write a or an before the words in the balloons? Colour the balloons **blue** for **a** or **red** for **an**.



1. Which of the above is also a computer part? .....

2. Which of the above is a bird that cannot fly? .....

**B.** Read the clues. Write the missing letters.

1. a water animal                      f\_\_sh

2. a type of plant                      b\_\_sh

3. the opposite of pull                P\_\_sh

4. a white vegetable                   Rad\_\_sh



## Myself

Read loudly and write neatly :

- 1 My name is \_\_\_\_\_.
- 2 I am \_\_\_\_\_ years old.
- 3 My birthday is on \_\_\_\_\_.
- 4 My height is \_\_\_\_\_.
- 5 My weight is \_\_\_\_\_.
- 6 I live in \_\_\_\_\_.
- 7 My father's name is \_\_\_\_\_.
- 8 My mother's name is \_\_\_\_\_.
- 9 I have \_\_\_\_\_ brother and \_\_\_\_\_ sister.

## My School and My Classroom

Read loudly and write neatly:

1. I go to ..... School.
2. I am in Standard 1.
3. My Principal's name is .....
5. My class teacher's name is -----
6. My best friend is .....
7. I see chairs, desks, a blackboard, a table, a cupboard, lights and fans in my classroom.
8. I go to school to learn, to read and to write.
9. I love my school very much.

The image shows a series of horizontal lines for handwriting practice. Each set of lines consists of a solid red top line, a dashed blue middle line, and a solid red bottom line. There are ten such sets of lines arranged vertically, providing ample space for practicing letter formation and alignment.

## Comprehension

Today is Neha's birthday. She is six years old. Rohan and Rita are at Neha's birthday party. The children are wearing party caps. There is a big birthday cake on the table. There are six candles on the cake. Neha will blow out the candles. Everybody will sing " Happy Birthday to you!"

**A. Tick (/) the correct words to complete the sentences.**

1. It is .....birthday.

- a. Neha's ☐                      b. Rohan's ☐

2. The children are wearing .....

- a. helmets. ☐                      b. party caps. ☐

3. There are.....candles on the cake.

- a. Six ☐                      b. sixty ☐

4. Neha will.....out the candles.

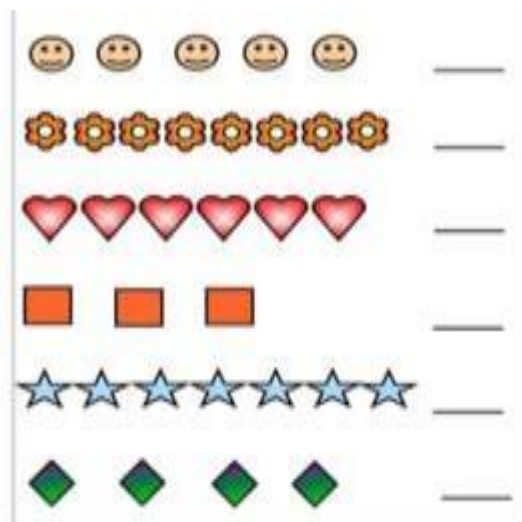
- a. eat ☐                      b. blow ☐




**CLASS I (2025-26) MATHEMATICS  
HOLIDAY HOMEWORK**

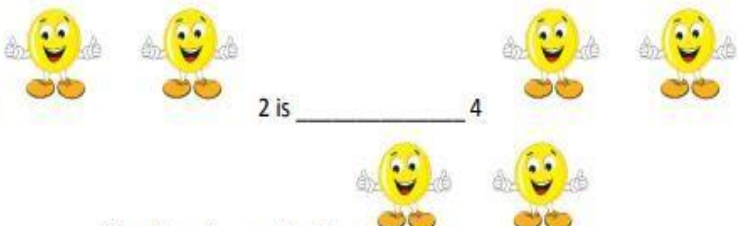
Note: Homework to be done in this sheet

1. Count the pictures and write the numbers.



2. Count and compare the numbers:

a)  .....is more than.....

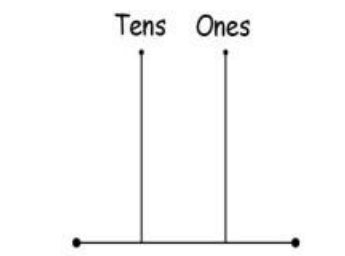
b)  2 is \_\_\_\_\_ 4

(less than / more than)

3. Look at the given abacus and write the correct number and number name in the given space



4. On the given abacus, draw the required number of beads for number 42 and colour them



5. Write the missing numbers:

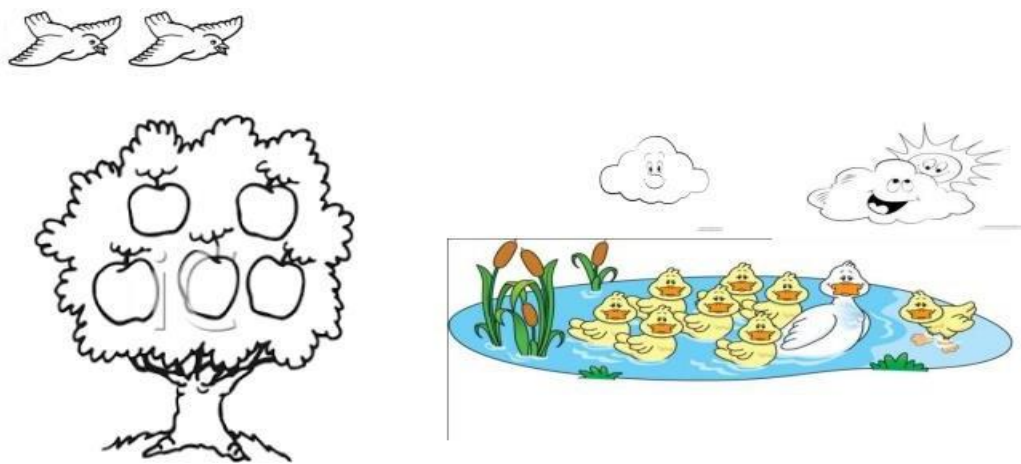
56	57			60	61		63		65
----	----	--	--	----	----	--	----	--	----

6. Arrange these numbers from small to big (increasing order)





7. Look at the pictures of objects in the activity sheet, count and write the number –



1. Tree - .....

2. Clouds - .....

3. Apples - .....

4. Sun - .....

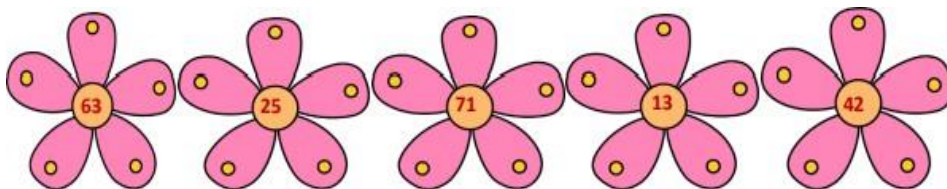
5. Duck - .....

6. Chicks - .....

7. Flying Birds - .....

8. Plants - .....

8 Arrange these numbers from big to small (decreasing order




9. Write the following numerals as tens and ones.

A) 83 ..... TENS ..... ONES


B) 67 ..... TENS ..... ONES

10. Count and write the sum.


1.




+




=




2.



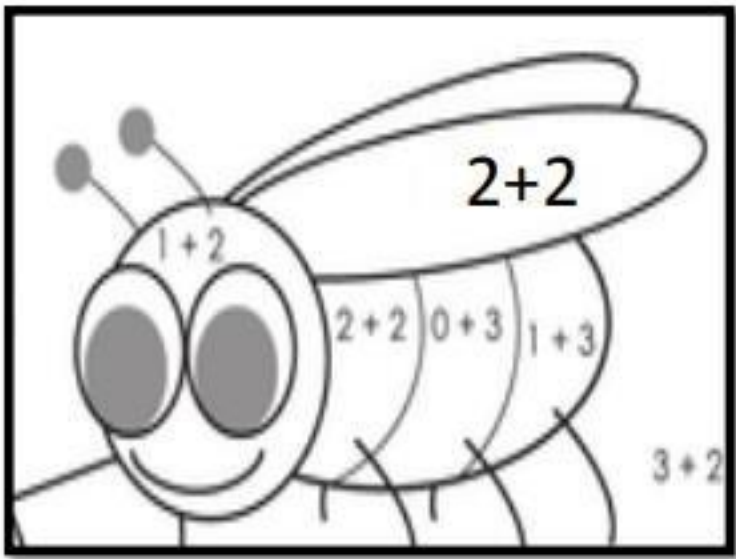
+



=

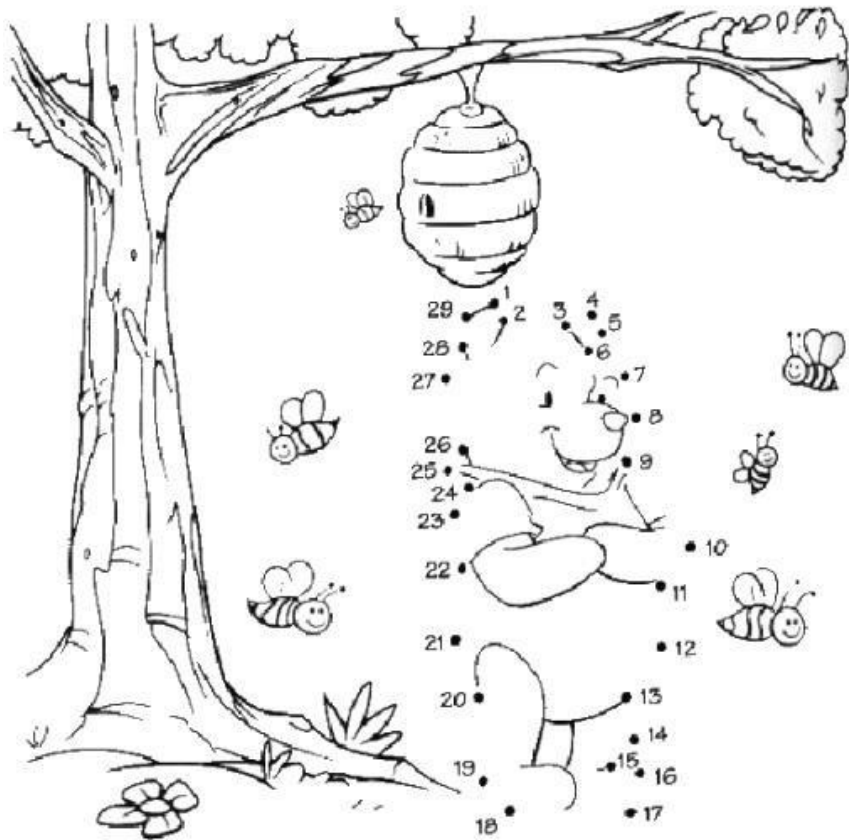


11. Add and colour all the sums using the colour key below



3	red
4	yellow
5	blue
6	pink
7	green
8	brown
9	orange

Join the dots in order of numbers to find out what is hidden



12. Learn and Write ( All subject register )

a) Tables 1 to 10.

b) Number Name 1 to 50

c) Backward counting 100 to 1.

13. Practice Before, After and Between, Smallest to Biggest, Biggest to smallest up to 100.

14. Let me tell you—

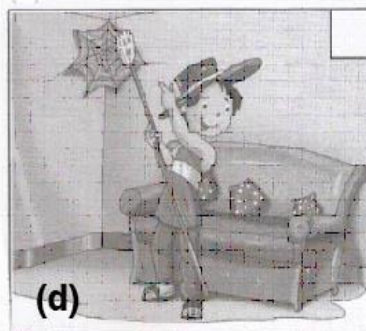



15. .... My  
date of birth is ..... My  
brother's / sister's name is ..... My  
best friend's name is ..... My  
class teacher's name is ..... I  
love watching.....on the  
television.

16. **Q.1. These are a few of my favourite things.**

(a) food : ..... (b) toy : .....

(c) game: ..... (d) story: .....

**Q2. In the following pictures, tick (✓) the activities you do yourself.**



**Q.3. Write four things you like to do in your free time.**

(a) I like to .....

(b) I like to .....

(c) I like to .....

(d) I like to .....

**Q.4. Draw a picture of yourself in the space given below. Also, fill in the blanks to tell us about yourself.**




My name is ..... I am a.....(boy / girl).

I am.....Years old.

# My Family

Q.1. Name the kinds of families shown in the pictures given below.



(a) .....

(b) .....

Q.2. Complete the following sentences with the help of the given words.

Parents	four
Together	brother

(a) My ..... is the son of my parents.

(b) My mother and father are my ..... .

(c) There are ..... members in a small family.

(d) A family lives ..... in a house.


Q.2. Write four things you like to do with your family. Take help from the words given below.

stroll with my grandparents

play games

watch TV

go out for picnics



(a) I like to .....

(b) I like to .....

..... with my family.





(c) I like to .....

(d) I like to ..... with

my cousins.....

**Q.3. Find the family members in the word grid given below.**

A	U	N	T	T	S	U	P	O	P	C	S
R	L	Q	S	D	I	G	O	B	J	O	U
I	C	X	C	V	S	L	P	A	A	U	N
N	M	Q	F	A	T	H	E	R	E	S	C
B	R	O	T	H	E	R	M	H	Q	I	L
M	O	T	H	E	R	S	H	I	N	N	E

### Our School

**Q.1. Match the following.**

(a) Playground

(i) learn to draw and paint

(b) craft room

(ii) sit and study

(c) dance room

(iii) play games

(d) classroom

(iv) sing, dance and learn music

**Q.2. Fill in the blanks with the help of the words given below.**

Assembly

library

medical

canteen

(a) We buy eatables from our .....

(b) When we fall sick, we go to the ..... room.

(c) We read books in our.....

(d) We attend the ..... in the school hall.

Q.3. Look at the pictures and name them. Use the Help Box.

<b>HELP BOX</b>	Garden	staffroom	computer room
	canteen	Principal's	



(a) .....

(b) .....



(c) .....

(d) .....



(e) .....

(f) .....

# Our School

Q.1. Put the given items in the correct columns.

table, soap, chairs, fruits, blackboard, display board, chalk, computers, television, duster, dining table, dustbin, cooler, refrigerator, toys, almirah, fan, pictures, bed, vegetables

**Things in my classroom**

**Things which are not found in my classroom**



.....

.....

.....

.....



.....

.....

.....

.....



.....

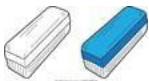
.....

.....

.....

.....

.....



.....

.....

.....

.....

.....

.....



प्रश्न1 स्वर व व्यंजन लिखिए -

प्रश्न2 अ से अं तक की मात्राओं के दो -दो चित्र चिपकाइए व उनके नाम लिखिए -

प्रश्न3 नीचे लिखे शब्दों से वाक्य बनाओ -

मगर , घर , महल , पानी

- 1 \_\_\_\_\_
- 2 \_\_\_\_\_
- 3 \_\_\_\_\_
- 4 \_\_\_\_\_



प्रश्न 4 एक से दस तक गिनती शब्दों में लिखिए -

- |          |          |           |
|----------|----------|-----------|
| 1. _____ | 2. _____ | 3. _____  |
| 4. _____ | 6. _____ | 7. _____  |
| 8. _____ | 9. _____ | 10. _____ |


प्रश्न5 लिंग बदलो -

- |                |                 |
|----------------|-----------------|
| 1 राजा - _____ | 2 लड़का - _____ |
| 3 मोर - _____  | 4 शेर - _____   |

प्रश्न6 दिए गए हर अक्षर से दो- दो शब्द लिखो -



प्रश्न7 अपनी मनपसंद के फल व सब्जियों के चित्रों से एक सुन्दर आकृति बनाइये व उनके नीचे नाम भी लिखे।



फल - \_\_\_\_\_

सब्जी - \_\_\_\_\_

\_\_\_\_\_

\_\_\_\_\_

\_\_\_\_\_

\_\_\_\_\_

\_\_\_\_\_

\_\_\_\_\_

**Computer:**

**Draw and colour the picture of a computer and write its features on A3 sheet.**

**G.K.**

1. Make a collage on wild animals and pet animals.
2. Revise the work done in G.K Book.
3. Draw a picture of a rainbow and write the names of its seven colours and colour it

**Notice – Submit your holdiday homework on 27<sup>th</sup> june 2025 at 9:00 to 10:00 A.M.**

*As the holidays have begun*

*It's time for us to have some fun.*

*Looking forward to meet to you all in July 1<sup>st</sup> 2025*

*School office open on 25<sup>th</sup> June 2025 for query.*

***HAPPY SUMMER HOLIDAY***