

Dear Child,

Holidays are an integral part of a student's life. It's a time for fun, a time to explore and a time to learn in different ways. When holidays are given a meaningful direction, it results in a productive and enjoyable time. Let's use these holidays to pursue some hobbies and apply our minds creatively to learn new things and to bring a new change in the environment in our own individual way.

Instructions-

- **Take the help of your parents when necessary.**
- **The written part should be neatly presented in your own handwriting.**
- **Do reading and writing practice daily.**
- **Kindly bring the holidays homework duly completed on the first working day after holidays.**



Opposites Fill In

Fill in the blanks with the correct opposites:



The door is _____.



The door is _____.



The light is _____.



The light is _____.



The boy is _____.



The boy is _____.



The child is _____.



The child is _____.



The fairy is _____.



The witch is _____.

asleep / awake
shallow / deep
left / right
sweet / sour
on / off
hot / cold

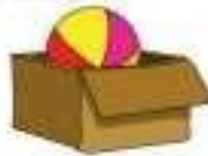
good / evil
empty / full
in / out of
open / closed
sick / healthy



The bear sits on the _____.



The bunny sits on the _____.



The ball is _____ the box.



The ball is _____ the box.



The fire is _____.



The ice is _____.



The ocean is _____.



The brook is _____.



The honey is _____.



The lemon is _____.



The glass is _____.



The glass is _____.

Describing Words

◆ Look at the pictures and fill in the blanks with the correct describing words:

(Fat, hot, tall, wide, huge, small, round, open, short)

1) This is a _____ tower.

2) The tea is _____.

3) These kittens are _____.

4) The road is _____.


5) The lady has _____ hair.

6) The earth is _____.

7) The pig is _____.

8) The box is _____.

9) The dinosaur is _____.



➤ **Maths:-**

Q-1 Complete the pattern.

(i) A, B, A, _____, _____, _____

(ii)    _____, _____, _____.

(iii) **M W M** _____, _____, _____.

2 continue the pattern by adding 2

12, 14, 16, _____, _____, _____.

3 continue the pattern by adding 5

15, 20, 25, _____, _____, _____.

4 continue the pattern by adding 10

20, 30, 40, _____, _____, _____.

Q2 Multiplication.

$2 \times 2 = \underline{\hspace{2cm}}$

$6 \times 3 = \underline{\hspace{2cm}}$

$3 \times 9 = \underline{\hspace{2cm}}$

$8 \times 9 = \underline{\hspace{2cm}}$

$12 \times 6 = \underline{\hspace{2cm}}$

$13 \times 5 = \underline{\hspace{2cm}}$

$14 \times 2 = \underline{\hspace{2cm}}$

$15 \times 7 = \underline{\hspace{2cm}}$

Q-3 Multiplication sums.

$$\begin{array}{r} \text{T} \quad \text{O} \\ 5 \quad 2 \\ \times \quad 1 \\ \hline \end{array}$$

$$\begin{array}{r} \text{T} \quad \text{O} \\ 3 \quad 2 \\ \times \quad 2 \\ \hline \end{array}$$

$$\begin{array}{r} \text{T} \quad \text{O} \\ 7 \quad 0 \\ \times \quad 1 \\ \hline \end{array}$$

$$\begin{array}{r} \text{T} \quad \text{O} \\ 4 \quad 4 \\ \times \quad 2 \\ \hline \end{array}$$

$$\begin{array}{r} \text{T} \quad \text{O} \\ 2 \quad 3 \\ \times \quad 3 \\ \hline \end{array}$$

$$\begin{array}{r} \text{T} \quad \text{O} \\ 2 \quad 4 \\ \times \quad 2 \\ \hline \end{array}$$

Q-4 Write down number names in words.

19 _____

27 _____

45 _____

81 _____

100 _____

Q5-write down numbers in digits.

Forty five. _____

Sixty. _____

Nine. _____

Twenty two _____

Seventy seven _____

Q-6 Solve the following.

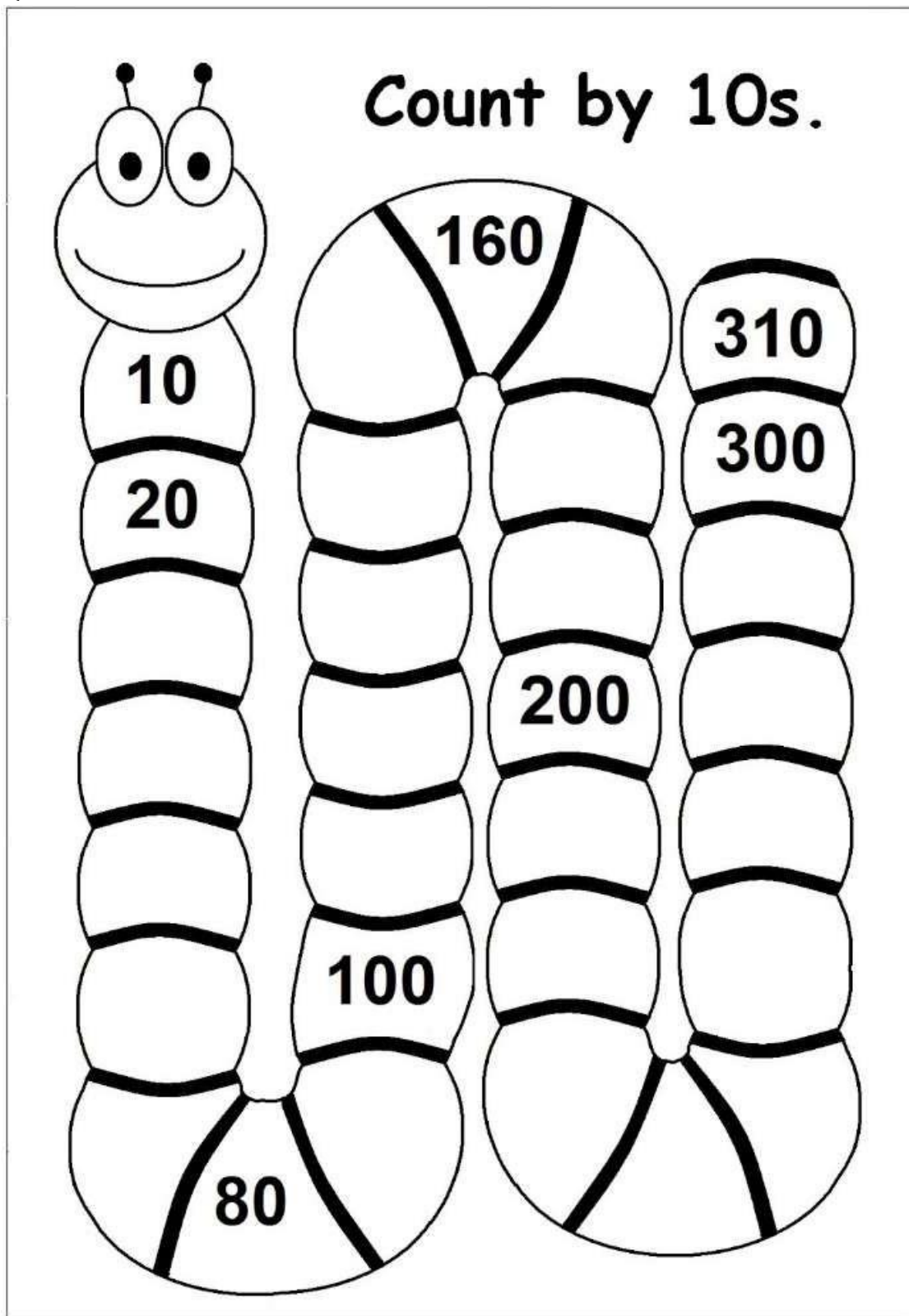
I go to school at _____ in the morning

I have lunch at _____ in the _____

I do my homework at _____ in the _____

I go to bed at _____ in the _____

Q7 -Do page number 141,146 and 147 in book



➤ **Hindi:-**

1. सुलेख पुस्तक में प्रतिदिन एक-एक पेज करें।
2. बारहखड़ी रजिस्टर में लिखो व याद करो।
3. निम्न शब्दों से वाक्य रजिस्टर में बनाइए-
(पुस्तक, मोर, दोस्त, लड़का , लड़की)

4. सही स्थान पर मात्रा लगाकर शब्द बनाए तथा लिखें ।

क रख न

पख

राजपत

अखली

बगन

िततल

चौक दार

खजर

सराही

मंडक

कमरा

आधी

गाव

एनक

शकर

तराक

5. निम्नलिखित मात्राओं से दो दो शब्द बनाइए ।

आ (०ा)-

इ (ि०) -

ई (ी०) -

उ (ु०) -

ऊ (ू०) -

ए (े०) -


ऐ (ै०) -

ओ (ो०)-

औ (ौ०)-

चित्र वर्णन

निम्नलिखित चित्रों को देखकर तीन वाक्यों में वर्णन करें.





➤ **E.V.S:-**

*Collect the picture of the mountain, Hills, Island, and desert and name them.

*Write the difference between Hills and mountain?

*Write safety rules at home, School, and on the Road in five lines.

➤ **Computer: -**

*Draw a keyboard and also mention the name of the keys.

*Draw a picture of the computer mouse and label each part.

➤ **G.K: -**

*How many planets are in the solar system? Draw a picture and name them.

*Paste the pictures and write the names of two states and Write two or three lines about the people of that state and their dresses worn by man and woman).